

N.Z. MODERN SCHOOL OF MUSIC
GUITAR EXAMINATION SYLLABUS
PRELIMINARY

TECHNICAL WORK: 20 marks

Technical Resource, Syllabus

To be played from memory.

Scales: mm ♩ 80

Major Scales of C and G

One octave, ascending only.
Must be played as crotchets.
Must be picked.
Must use i m fingering.
Rest stroke.

Magic on Guitar: mm ♩ 80

Both exercises:

Must be played as crotchets.
Must be picked.
Must use i m fingering.
Rest stroke.

Section 1, Exercise No. 1

3rd position.
String 1: G G# A A#
String 2: D D# E F

Section 1, Exercise No. 2

3rd position.
String 3: A# B C C#
String 4: F F# G G#

AURAL: 15 marks (Examiner to play twice on the piano)

- To clap or tap a four bar melody. In either 3/4 or 4/4 time.
Time values include dotted minim, minim, crotchet and quaver.
- To identify a note being one of the first five degrees of the major scale.
The tonic will be played and the tonic note given before each degree.
Identify by Tonic Sol-fa, letter name or interval number.
In the key of C.

VIVA VOCE: 10 marks

- General questions will be asked about **all** pieces performed and the technical work for this grade.

SIGHT READING: 15 marks

- To strum a four bar passage. In 4/4 time.
- Chords of D and A7.
- Strum pattern:

□ ▽ □ ▽ □ ▽ □ ▽

PIECES: 30 marks for each piece.

Syllabus

Three pieces **must** be performed, **one** piece from each section.

Eight bar pieces **must** be repeated.

Expression and dynamics **must** be included and marked on the music.

Section I: Lead

Boogie Time

London Bridge

(to be repeated)

Hyd'n Seek

(to be repeated)

- Choose **one** piece from the list above.

Criteria for this section:

- **Must** be picked.
- **Must** use i m fingering.
- Rest stroke.

Section II: Rhythm

Old MacDonald

If You're Happy and You Know It

(sing both verses)

I Know A Song

(B9-16, **must** be played as written)

- Choose **one** piece from the list above.

Criteria for this section:

- **Must** be sung.
- **May** swing quavers.
- Strum pattern:

□ v □ v □ v □ v

Section III: Duet

- Choose **one** piece from either section A or B.

Section IIIA:

Are You Sleeping

(to be repeated)

The Banjo Player

Criteria for this section:

- **Must** be picked.
- **Must** use i m fingering.
- Rest stroke.
- **Must** be accompanied by another instrumentalist.
- The candidate **must** count in for the accompanist.

OR

Section IIIB:

Turkey in the Straw

Greedy Pirate

Criteria for this section:

- The candidate **must** choose the strum.
- **Must** be accompanied by another instrumentalist.
- The candidate **must** count in for the accompanist.

All markings **must** be removed from pieces except expression marks. **STRICTLY NO PHOTOCOPYING**

Technical Resource

C major

I

V

T
A
B

4/4

G major

I

T
A
B

4/4

Exercise No.1

III

T
A
B

Exercise No.2



III

T
A
B

Section I: Lead

Boogie Time



Lively



London Bridge


Andante

Traditional



Hyd'n Seek

Moderato



Section II: Rhythm

Old MacDonald

Happily

D G D A⁷ D

Old Mac-Don-ald had a farm, E, I, E, I, O. And

5 D G D A⁷ D

on that farm he had a cow, E, I, E, I, O. With a

9 D

moo moo here and a moo moo there. Here a moo, there a moo,

12 D G D A⁷ D

ev'-ry-where a moo moo. Old Mac-Don-ald had a farm, E, I, E, I, O.

Section II: Rhythm

If You're Happy and You Know It

With spirit

1 D A7

1. If you're hap - py and you know it, sing a - long. If you're
2. If you're hap - py and you know it, shout hoo - ray. If you're

3

A7 D

hap - py and you know it, sing a - long. If you're
hap - py and you know it, shout hoo - ray. If you're

5

G D

hap - py and you know it and you real - ly want to show it, if you're
hap - py and you know it and you real - ly want to show it, if you're

7

A7 D

hap - py and you know it, sing a - long.
hap - py and you know it, shout hoo - ray.

Section II: Rhythm

I Know a Song

Moderato

1 D

I know a song that gets on ev' - ry - bo - dy's nerves.

3 G D

I know a song that gets on ev' - ry - bo - dy's nerves.

5

I know a song that gets on ev' - ry - bo - dy's nerves and

7 A⁷ D D D

this is how it goes. □ □ □ tap *simile*

11 G D A⁷

this is how it goes. □ □ □ tap *simile*

14 G D D

this is how it goes. □ □ □ tap *simile*

Section IIIA: Duet

Are You Sleeping

Flowing

French Nursery Rhyme

Musical score for 'Are You Sleeping' in 4/4 time. The score consists of three staves of music. The first staff starts with a treble clef and a 4/4 time signature. The melody is simple, with notes on the first line of the staff. Chords are indicated above the notes: C, C, G7, C, C, G7, C. The lyrics are: 'Are you sleep-ing? Are you sleep-ing? Broth-er John? Broth-er John?'. The second staff continues the melody with notes on the first line. The lyrics are: 'Mor-ning bells are ring-ing, mor-ning bells are ring-ing.'. The third staff continues the melody with notes on the first line. The lyrics are: 'Ding, ding, dong. Ding, ding, dong.'. The score ends with a double bar line.

The Banjo Player

Marching

Folk Song

Musical score for 'The Banjo Player' in 4/4 time. The score consists of four staves of music. The first staff starts with a treble clef and a 4/4 time signature. The melody is simple, with notes on the first line of the staff. Chords are indicated above the notes: C, Dm7, G7, C. The lyrics are: 'The Banjo Player'. The second staff continues the melody with notes on the first line. The lyrics are: 'The Banjo Player'. The third staff continues the melody with notes on the first line. The lyrics are: 'The Banjo Player'. The fourth staff continues the melody with notes on the first line. The lyrics are: 'The Banjo Player'. The score ends with a double bar line.

Section IIIB: Duet

Turkey in the Straw

Happily

American Folk Song

1 D

5 D A7 D

9 D A7

13 D A7 D

Section IIIB: Duet

Greedy Pirate

Moderato

Sea Shanty
Lyrics by Nicole Baker

Em

What shall we do with a greedy pirate?

3 D

What shall we do with a greedy pirate?

5 Em

What shall we do with a greedy pirate?

7 Em D Em

ear - ly in the mor - ning?

9 Em

Hoo - ray, the waves grow high - er.

11 D Em

Hoo - ray, the waves grow high - er. Hoo - ray, the

14 Em D Em

waves grow high - er, ear - ly in the mor - ning.